

// Retail Price List & Product Info Guide



ALTA
WINDOW FASHIONS
design simplified

VERTICAL SHADINGS

Pricing effective January 24, 2022 and supersedes all previous pricing.
Subject to change by Alta Window Fashions.

SUMMARY OF REVISIONS

TABLE OF CONTENTS

Product Overview

- Features and Benefits 2
- Style Information 3
- Color Charts 3

Pricing Groups

- Pricing Group 1 Translucent, Options, Minimum, Maximum 4
- Pricing Group 2 Light Dimming, Options, Minimum, Maximum 5

Product Specifications

- Configuration Specifications 6
- Stacking Chart 7-8

Product Components Guide – product components pages are now featured in a separate guide for quick reference. [Click here to view or go to pricing.altawindowfashions.com/books/msgp](https://pricing.altawindowfashions.com/books/msgp) in your browser.

Oversize Common Carrier Delivery

All orders with any quantity of shades or blinds or any continuous valance 90" or more in width/height are considered oversize. Therefore, a net shipping charge per oversized unit will be assessed.

Oversized orders that require expedited shipping will be quoted and charged accordingly.

Please see General Information for additional freight and shipping charge information.

FEATURES & BENEFITS



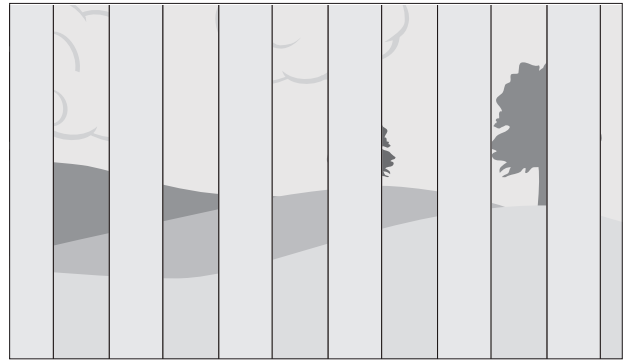
- Light-dimming and translucent fabrics beautifully complement our Window Shadings, offering a coordinated look in the same room
- Ideal for covering large window expanses and sliding glass doors up to 192" wide and 120" in height
- Control options include a combination wand/cord or moving wand for operating convenience
- Limited Lifetime Warranty on both programs ensures customer satisfaction

STYLE INFORMATION AND COLOR CHART


Style Name	Price Group	Color Name	Color #
Township Translucent	1	Light White	TSLF-6780
	1	Daylight	TSLF-6781
	1	Morning White	TSLF-6782
	1	Linen Cloth	TSLF-6783
	1	Serenity	TSLF-6784
	1	Summer Clouds	TSLF-6785
Township Light Dimming	2	Light White	TSRD-6780
	2	Daylight	TSRD-6781
	2	Morning White	TSRD-6782
	2	Linen Cloth	TSRD-6783
	2	Serenity	TSRD-6784
	2	Summer Clouds	TSRD-6785
Loggia Translucent	1	Alpine White	LGLF-7780
	1	Winter Wheat	LGLF-7781
	1	Almond Milk	LGLF-7782
	1	Soft Taupe	LGLF-7783
	1	Antique Lace	LGLF-7784
	1	Sandy Beach	LGLF-7785
Loggia Light Dimming	2	Alpine White	LGRD-7780
	2	Winter Wheat	LGRD-7781
	2	Almond Milk	LGRD-7782
	2	Soft Taupe	LGRD-7783
	2	Antique Lace	LGRD-7784
	2	Sandy Beach	LGRD-7785




Unobstructed view when sheers are stacked back.



Partially private view when vanes are slightly rotated.



Soft, diffused light when sheers are drawn closed and vanes are opened.



Increased privacy when vanes are closed.

Group 1
Translucent (TSLF, LGLF)

Township – Translucent

- Daylight, TSLF-6781
- Light White, TSLF-6780
- Linen Cloth, TSLF-6783
- Morning White, TSLF-6782
- Serenity, TSLF-6784
- Summer Clouds, TSLF-6785

Loggia – Translucent

- Almond Milk, LGLF-7782
- Alpine White, LGLF-7780
- Antique Lace, LGLF-7784
- Sandy Beach, LGLF-7785
- Soft Taupe, LGLF-7783
- Winter Wheat, LGLF-7781

WIDTH TO:	24"	36"	48"	54"	60"	66"	72"	78"	84"	90"	96"	108"	120"	132"	144"	156"	174"
HEIGHT TO:																	
48"	\$900	1114	1305	1398	1501	1632	1732	1824	1935	2075	2195	2370	2835	3129	3354	3557	3875
60"	990	1240	1473	1585	1714	1870	1983	2093	2223	2381	2529	2732	3215	3537	3770	4001	4357
72"	1083	1398	1695	1835	1983	2158	2296	2437	2585	2769	2936	3380	3925	4315	4613	4916	5357
84"	1160	1519	1889	2039	2204	2408	2556	2713	2879	3074	3260	3537	4102	4502	4804	5120	5583
96"	1252	1639	1991	2158	2335	2538	2704	2879	3046	3269	3463	3833	4426	4862	5195	5539	6048
108"	1494	1962	2418	2638	2900	3176	3398	3621	3843	4102	4343	4714	5289	5723	6065	6408	6925
120"	1677	2204	2742	3001	3332	3668	3917	4184	4444	4740	5000	5445	5974	6408	6749	7094	7605

Note: The color is carried by the sheer fabric. The vanes are always white.

SIZE STANDARDS – COMBINATION WAND/CORD	
Minimum Width	12"
Maximum Width	192"
Minimum Height	24"
Maximum Height	120"

SIZE STANDARDS – OPTIONAL MOVING WAND	
Minimum Width	12"
Maximum Width	144"
Minimum Height	24"
Maximum Height	100"

OPTIONS: SPECIFY ON ORDER

- **Optional Moving Wand**
Note: Moving wand only available with outside mount, side stack.

Moving Wand Drops	
Ordered Height	Wand
24" to 48"	23"
48-1/8" to 84"	30"
84-1/8" to 100"	40"

- **Mounting – Inside (IB) or Outside (OB)**
Important: Vertical Shadings are not recommended as inside (IB) mounts due to light gaps that occur on the sides of the sheer when vanes are closed.

- **Standard Wand/Cord Drops**

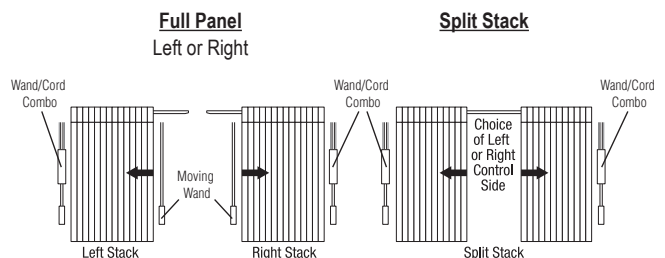
Wand/Cord Drops	
Ordered Height	Standard Wand/Cord Drop
24" to 40"	21-1/4"
40-1/8" to 60"	33-1/4"
60-1/8" to 85"	45-1/4"
85-1/8" to 95"	57-1/4"
95-1/8" to 105"	69-1/4"
105-1/8" to 120"	75-1/4"

NOTES:

Wand/cord drop is measured from top of fabric. to bottom of wand.

Optional wand/cord drops may be specified in any of the standard drop lengths

- **Stacking Position – left, right or split**
Stack Options:



Split stack add \$345 per vertical shadings

- **Control Positions – left or right**
- **The Moving Wand** control is located on the side opposite of where the fabric stacks
- **Operation –** Pulling the wand moves the sheers back and forth across the window, and tilting the wand opens and closes the vanes

Township – Light Dimming

- Daylight, TSRD-6781
- Light White, TSRD-6780
- Linen Cloth, TSRD-6783
- Morning White, TSRD-6782
- Serenity, TSRD-6784
- Summer Clouds, TSRD-6785

Loggia – Light Dimming

- Almond Milk, LGRD-7782
- Alpine White, LGRD-7780
- Antique Lace, LGRD-7784
- Sandy Beach, LGRD-7785
- Soft Taupe, LGRD-7783
- Winter Wheat, LGRD-7781

**Group 2
Light Dimming (TSRD, LGRD)**

WIDTH TO:	24"	36"	48"	54"	60"	66"	72"	78"	84"	90"	96"	108"	120"	132"	144"	156"	174"
HEIGHT TO:																	
48"	1074	1335	1566	1677	1797	1962	2075	2186	2316	2483	2638	2842	3398	3759	4017	4270	4658
60"	1195	1494	1770	1909	2057	2250	2381	2518	2668	2852	3039	3280	3861	4240	4520	4804	5222
72"	1297	1685	2039	2195	2381	2585	2761	2918	3103	3325	3520	4056	4714	5186	5528	5898	6427
84"	1391	1824	2260	2445	2648	2890	3066	3260	3454	3695	3917	4240	4916	5400	5770	6151	6704
96"	1501	1975	2388	2585	2797	3046	3250	3454	3657	3925	4161	4600	5314	5833	6231	6648	7260
108"	1789	2353	2900	3168	3483	3815	4075	4352	4613	4927	5212	5648	6342	6860	7279	7686	8315
120"	2010	2648	3287	3593	4001	4399	4703	5020	5343	5696	6011	6538	7177	7686	8102	8510	9119

Note: The color is carried by the sheer fabric. The vanes are always white.

SIZE STANDARDS – COMBINATION WAND/CORD	
Minimum Width	12"
Maximum Width	192"
Minimum Height	24"
Maximum Height	120"

SIZE STANDARDS – OPTIONAL MOVING WAND	
Minimum Width	12"
Maximum Width	144"
Minimum Height	24"
Maximum Height	100"

OPTIONS: SPECIFY ON ORDER

• **Optional Moving Wand**

Note: Moving wand only available with outside mount, side stack.

Moving Wand Drops	
Ordered Height	Wand
24" to 48"	23"
48-1/8" to 84"	30"
84-1/8" to 100"	40"

• **Mounting** – Inside (IB) or Outside (OB)

Important: Vertical Shadings are not recommended as inside (IB) mounts due to light gaps that occur on the sides of the sheer when vanes are closed.

• **Standard Wand/Cord Drops**

Wand/Cord Drops	
Ordered Height	Standard Wand/Cord Drop
24" to 40"	21-1/4"
40-1/8" to 60"	33-1/4"
60-1/8" to 85"	45-1/4"
85-1/8" to 95"	57-1/4"
95-1/8" to 105"	69-1/4"
105-1/8" to 120"	75-1/4"

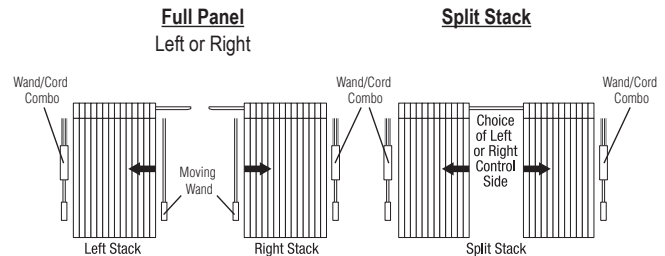
NOTES:

Wand/cord drop is measured from top of fabric, to bottom of wand.

Optional wand/cord drops may be specified in any of the standard drop lengths

• **Stacking Position** – left, right or split

Stack Options:



Split stack add \$345 per vertical shadings

• **Control Positions** – left or right

• **The Moving Wand control** is located on the side opposite of where the fabric stacks

• **Operation** – Pulling the wand moves the sheers back and forth across the window, and tilting the wand opens and closes the vanes

PRODUCT CONFIGURATION SPECIFICATIONS

TENTING

- When sheers are stacked, it is normal for them to flare out or “tent” at the bottom, or to stack irregularly due to the heavier fabric.
- To minimize tenting, the consumer can simply close the sheer less tightly.

INSIDE MOUNT	
Minimum casement depth:	1"
Minimum casement depth, fully recessed	6-1/4"

OUTSIDE MOUNT	
Minimum mounting surface height, standard bracket	1-1/8"
Minimum mounting surface height, extension bracket	1-3/8"
Recommended top overlap	5"
Recommended minimum overlap per side (and bottom overlap when product does not hang to the floor)	5"
Recommended bottom clearance, when the vertical sheer hangs to the floor (deduct before ordering)	1/2"

SIDE MOUNT	
Not available with side mount	

Important: Vertical Shadings are not recommended as inside (IB) mounts due to light gaps that occur on the sides of the sheer when vanes are closed.

Note: Moving wand **only** available with outside mount, side stack.

NOTE: WIDTH AND HEIGHT MAY VARY ± 1/8"	
INSIDE MOUNT – Finished Dimensions (allowances taken from ordered dimensions)	
Fabric Width	-1/4"
Headrail width - Side stack	-1 1/2"
Headrail width - Split stack	-1 1/4"
Fabric height overall	-3/4"
Top clearance	-1/4"
Bottom clearance	-1/2"

OUTSIDE MOUNT – Finished Dimensions (allowances taken from ordered dimensions)	
Fabric Width	Ordered width
Headrail width - Side stack	-1 1/4"
Headrail width - Split stack	-1"
Fabric height overall (for top clearance)	-1/4"

Fabric Header (height)	5 1/4"
------------------------	--------

STACKBACK CHART – OUTSIDE (OB) MOUNT

Fabric Stackback – "Stackback" is the width of the fabric panel when the sheer is fully drawn. This is an important dimension to consider when the customer wants an outside-mounted sheer to completely uncover the window or door opening (see below).

Using the Stackback Chart – Determine the desired uncovered width when the sheer is fully drawn. Locate that width on the Stackback chart. Move across the row to find the correct ordered width. The Stackback dimension is shown in the column between the ordered width and uncovered width.

Side Stack – 3 1/2" Vanes

Uncovered Width Up	Stackback Up To	Ordered Width
4 3/4"	8"	12 3/4"
7 1/8"	8 1/2"	15 5/8"
9 1/2"	9"	18 1/2"
11 7/8"	9 1/2"	21 3/8"
14 1/4"	10"	24 1/4"
16 5/8"	10 1/2"	27 1/8"
19"	11"	30"
21 3/8"	11 1/2"	32 7/8"
23 3/4"	12"	35 3/4"
26 1/8"	12 1/2"	38 5/8"
28 1/2"	13"	41 1/2"
30 7/8"	13 1/2"	44 3/8"
33 1/8"	14"	47 1/8"
35 1/2"	14 1/2"	50"
37 7/8"	15"	52 7/8"
40 1/4"	15 1/2"	55 3/4"
42 5/8"	16"	58 5/8"
45"	16 1/2"	61 1/2"
47 3/8"	17"	64 3/8"
49 3/4"	17 1/2"	67 1/4"
52 1/8"	18"	70 1/8"
54 1/2"	18 1/2"	73"
56 7/8"	19"	75 7/8"
59 1/4"	19 1/2"	78 3/4"
61 1/2"	20"	81 1/2"
63 7/8"	20 1/2"	84 3/8"
66 1/4"	21"	87 1/4"
68 5/8"	21 1/2"	90 1/8"
71"	22"	93"
73 3/8"	22 1/2"	95 7/8"
75 3/4"	23"	98 3/4"
78 1/8"	23 1/2"	101 5/8"
80 1/2"	24"	104 1/2"
82 7/8"	24 1/2"	107 3/8"
85 1/4"	25"	110 1/4"
87 5/8"	25 1/2"	113 1/8"

Uncovered Width Up	Stackback Up To	Ordered Width
90"	26"	116"
92 1/4"	26 1/2"	118 3/4"
94 5/8"	27"	121 5/8"
97"	27 1/2"	124 1/2"
99 3/8"	28"	127 3/8"
101 3/4"	28 1/2"	130 1/4"
104 1/8"	29"	133 1/8"
106 1/2"	29 1/2"	136"
108 7/8"	30"	138 7/8"
111 1/4"	30 1/2"	141 3/4"
113 5/8"	31"	144 5/8"
116"	31 1/2"	147 1/2"
118 3/8"	32"	150 3/8"
120 5/8"	32 1/2"	153 1/8"
123"	33"	156"
125 3/8"	33 1/2"	158 7/8"
127 3/4"	34"	161 3/4"
130 1/8"	34 1/2"	164 5/8"
132 1/2"	35"	167 1/2"
134 7/8"	35 1/2"	170 3/8"
137 1/4"	36"	173 1/4"
139 5/8"	36 1/2"	176 1/8"
142"	37"	179"
144 3/8"	37 1/2"	181 7/8"
146 3/4"	38"	184 3/4"
149 1/8"	38 1/2"	187 5/8"
151 3/8"	39"	190 3/8"
152 1/2"	39 1/2"	192"

Notes:

- The maximum uncovered width of side stack sheers is 152 1/2".
- Include in your uncovered width measurement the desired amount of fabric overlap on the side opposite the fabric stack.

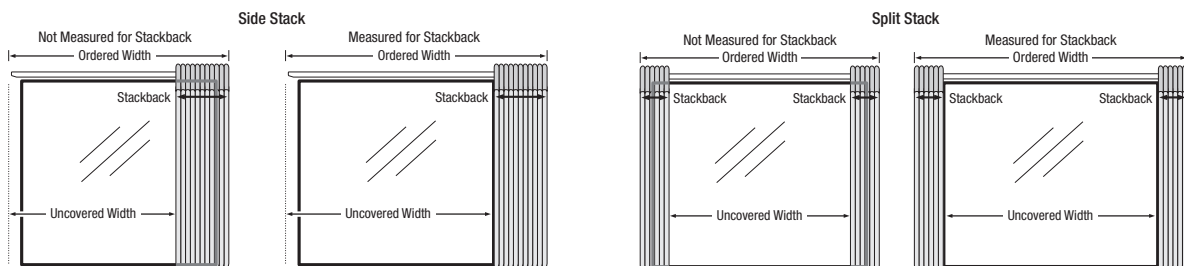
Split Stack – 3 1/2" Vanes

Uncovered Width Up	Stackback Up To	Ordered Width
6 1/8"	5 1/8" (x 2)	16 3/8"
10 7/8"	5 5/8" (x 2)	22 1/8"
15 5/8"	6 1/8" (x 2)	27 7/8"
20 3/8"	6 5/8" (x 2)	33 5/8"
25 1/8"	7 1/8" (x 2)	39 3/8"
29 3/4"	7 5/8" (x 2)	45"
34 1/2"	8 1/8" (x 2)	50 3/4"
39 1/4"	8 5/8" (x 2)	56 1/2"
44"	9 1/8" (x 2)	62 1/4"
48 3/4"	9 5/8" (x 2)	68"
53 1/2"	10 1/8" (x 2)	73 3/4"
58 1/4"	10 5/8" (x 2)	79 1/2"
62 7/8"	11 1/8" (x 2)	85 1/8"
67 5/8"	11 5/8" (x 2)	90 7/8"
72 3/8"	12 1/8" (x 2)	96 5/8"
77 1/8"	12 5/8" (x 2)	102 3/8"
81 7/8"	13 1/8" (x 2)	108 1/8"
86 5/8"	13 5/8" (x 2)	113 7/8"
91 1/4"	14 1/8" (x 2)	119 1/2"
96"	14 5/8" (x 2)	125 1/4"
100 3/4"	15 1/8" (x 2)	131"
105 1/2"	15 5/8" (x 2)	136 3/4"
110 1/4"	16 1/8" (x 2)	142 1/2"
115"	16 5/8" (x 2)	148 1/4"
119 5/8"	17 1/8" (x 2)	153 7/8"
124 3/8"	17 5/8" (x 2)	159 5/8"
129 1/8"	18 1/8" (x 2)	165 3/8"
133 7/8"	18 5/8" (x 2)	171 1/8"
138 5/8"	19 1/8" (x 2)	176 7/8"
143 3/8"	19 5/8" (x 2)	182 5/8"
148"	20 1/8" (x 2)	188 1/4"
150 3/4"	20 5/8" (x 2)	192"

Notes:

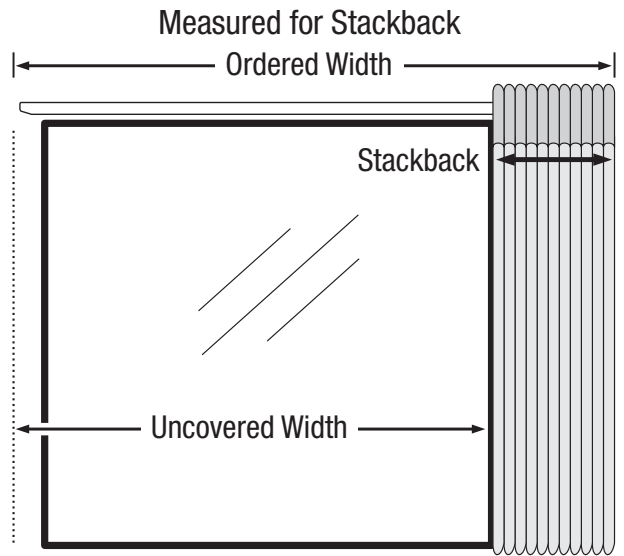
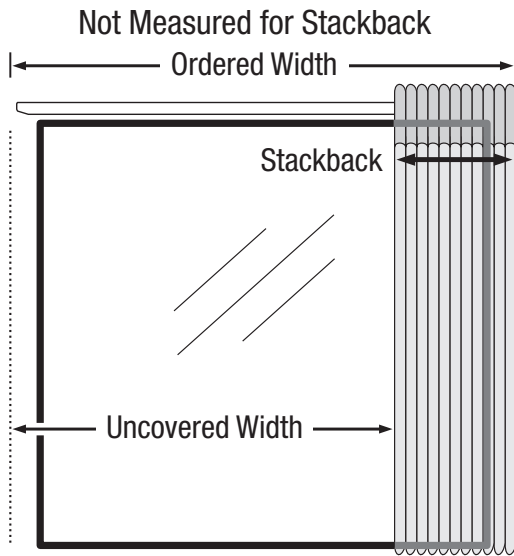
- The maximum uncovered width of split stack sheers is 150 3/4".
- Traveling Wand™ system is not available in a split stack configuration.

NOTE: • The above stackback charts account for typical stacking. As with any textile product, some variation is typical.



STACKBACK

Side Stack



Split Stack

